




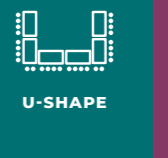





VENUES	 NUMBER OF MEETING SPACES	 THEATRE	 CLASSROOM	 BOARDROOM	 U-SHAPE	 BANQUET	 CABARET	 COCKTAIL	 BOOTHS
TSB Arena	1	3972	1560	155	-	1200	1120	2800	155
Michael Fowler Centre	8	2209	180	28	12	300	240	500	28
Tākina - Wellington Convention & Exhibition Centre	15	1600	1173	106	36	1400	960	1850	106
St James Theatre	3	1552	200	-	70	289	232	650	-
The Opera House	3	1381	60	-	-	130	-	130	-
Shed 6	4	966	429	64	45	440	384	966	64
Lower Hutt Events Centre	6	900	500	45	36	570	450	1000	45
Sky Stadium Function Centre	16	750	240	100+	36	650	520	1500	100+
Pipitea Marae	4	620	200	-	-	350	280	800	-
Massey University Wellington	22+	600	50	45	50	500	320	900	45
Museum of New Zealand Te Papa Tongarewa	21	560	330	52	66	500	250	1000	52
Old St Paul's	1	460	-	-	-	-	-	-	-
Te Papa Venues at Parliament	9	350	200	-	46	280	200	450	-
Harbourside Function Centre	6	350	120	-	65	230	184	650	-
Wellington Zoo	7	300	75	-	-	100	-	200	-
Public Trust Hall	2	300	150	35	90	200	180	300	35
Wharewaka Function Centre	5	280	-	-	35	240	147	300	-
Tiakiwai Conference Centre	7	200	60	20	38	150	100	300	20
Cliftons Wellington	8	170	60	-	27	96	80	-	-
Academy Galleries	2	150	-	-	-	100	80	250	-
Basin Reserve	3	150	-	-	40	120	88	200	-
Pātaka Art + Museum	6	150	100	16	100	150	150	250	16
The Dowse Art Museum	5	150	60	-	30	120	120	200	-
Prefab Hall	1	126	72	-	40	140	72	160	-
Kumutoto Function Centre	3	120	-	-	25	80	60	140	-
SPCA Wellington	4	120	70	-	24	100	70	150	-
Wellington Rowing Club	1	100	-	-	35	80	70	140	-
Front + Centre	9	85	-	-	36	-	35	-	-
Wellington Museum	8	80	60	-	30	120	-	700	-
Space Place	3	80	68	-	-	70	-	180	-
Boomrock	3	50	40	-	24	120	-	160	-
Cable Car Museum	1	30	-	-	-	-	-	90	-
Nairn Street Cottage	1	20	-	-	-	-	-	30	-
Brewtown	6	-	-	-	-	-	-	2000	-

VENUES WITH ACCOMMODATION	 ACCOMMODATION ROOMS	 NUMBER OF MEETING SPACES	 THEATRE	 CLASSROOM	 BOARDROOM	 U-SHAPE	 BANQUET	 CABARET	 COCKTAIL
Brentwood Hotel	116	9	400	180	40	80	230	-	500
InterContinental Wellington	236	8	350	150	90	90	200	168	350
James Cook Hotel Grand Chancellor	269	8	240	150	50	55	200	150	300
Rydges Wellington	280	4	230	120	50	50	230	160	300
Naumi Studio Wellington	116	6	220	70	45	40	150	105	250
Grand Mercure Wellington	114	6	200	90	66	40	112	84	189
Mercure Wellington Abel Tasman	76	4	160	70	40	34	100	-	180
Brackenridge Country Retreat & Spa	32	3	150	52	60	32	100	42	180
West Plaza Hotel	102	4	150	80	40	30	120	72	180
Atura Wellington	108	5	130	72	54	51	100	72	150
Oaks Wellington Hotel	226	4	130	72	40	45	130	63	200
Copthorne Hotel Wellington Oriental Bay	118	3	110	70	39	33	90	64	120
AREA Meetings & Events (Village Accommodation Group)	252	6	100	54	22	21	80	54	130
QT Wellington	180	6	90	40	30	30	60	48	180
Softel Wellington	129	4	80	48	18	21	48	36	70
Rydges Wellington Airport	134	12	80	38	40	38	66	54	95
Bay Plaza Hotel	76	2	55	35	15	25	-	-	80
Margrain Vineyard	15	2	50	35	20	30	-	-	-
The Martinborough Hotel	20	2	50	30	25	25	30	30	60
Novotel Wellington	139	1	20	14	14	-	14	-	-
DoubleTree by Hilton Wellington	107	1	-	-	8	-	-	-	-
CityLife Wellington	70	1	-	-	10	-	-	-	-
Ibis Wellington	200	0	-	-	-	-	-	-	-

‘Fantastic experience, the venue was right on the waterfront with the city right outside the doors and accommodation options only a short stroll away’

Delegate - AuSAE LINC Conference 2020

Note: Numbers shown are maximum capacities when rooms are combined.